

## VR2

# PoE Touch Remote Control Panel

Elegant easy control; endless powerful options.

The VR2 wall panel remote is designed for simple and intuitive remote control of specific parameters of any NST Audio processor and can be tailored for any environment.

The panel surface mounts and is PoE powered, requiring only a single Ethernet cable for both power and control.

The VR2 is programmed using the NST Audio D-Net software and can be set-up to allow control of one or more NST Audio processors connected to the same network as the wall panel.

The VR2 allows multiple pages of custom remote access to the following parameters :

- Channel and matrix gains
- Routing and channel mutes
- Output source selection
- Preset recall

Multiple parameters across multiple devices can be assigned to a single control pane allowing, for example, different presets to all be recalled on different units, or gains adjusted at the same time via a single control.

Once set-up, the VR2 requires no technical knowledge to operate, allowing venue personnel to operate the device with ease.


The full colour touchscreen can be installed in either landscape (Left or right) or portrait orientation, and the sidebars of the bezel feature programmable subtle lighting that can follow control functions to aid navigation.

The VR2 also supports IP control of OEM devices, and panes can be added to trigger events such as projector or lighting control\*.

A battery backed real time clock and calendar also allows scheduling of events to be programmed for automated system control such as "Daytime" / "Evening" scenes.

Multiple users with individual PINs may be configured to limit access or group controls.

The VR2 is the perfect partner accessory to any professional install.



## Customised to the Client

Full colour LCD can be branded with the venue's logo and style, and the default colour of the bezel can be chosen so the panel complements its surroundings and encourages engagement.

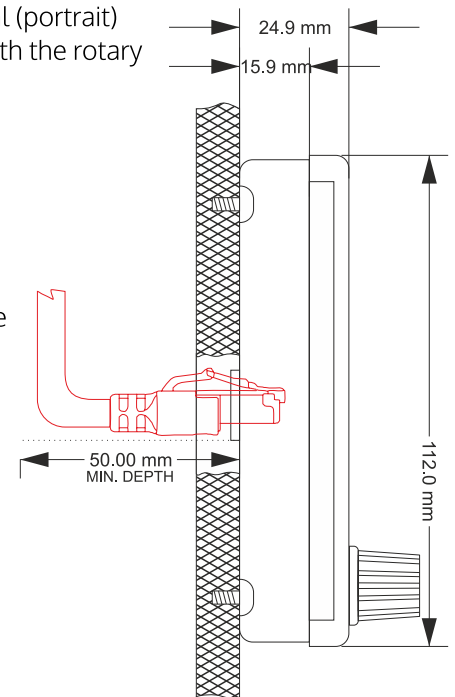
Multiple panels can coexist on the same network and be independently configured for localised use - for example, in the bar, in the restaurant and VIP areas.



## Illumination & Orientation

Bezel lighting can be configured to follow the control colour chosen for each function, aiding navigation and simplifying operation.

The panel can be installed either in a vertical (portrait) format, or horizontal (landscape) format, with the rotary on the left or right.

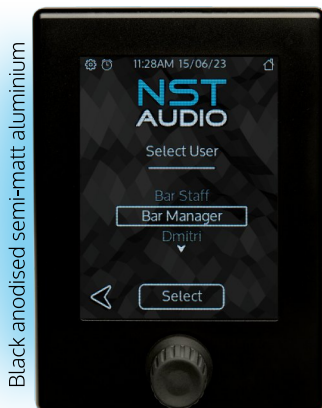


## Mechanical & Electrical

The VR2 surface mounts in a metal box that is screwed to the wall and requires a single 15mm entry hole for an Ethernet cable.

The realtime clock and calendar are maintained by a backup source which will power the RTC for a minimum of two weeks if the PoE supply is disconnected.

\*additional hardware may be required



Black anodised semi-matt aluminium



Silver anodised semi-matt aluminium



White painted gloss finish aluminium

## Three Finishes Available